

LED FLOOD LUMINAIRE

Project Information

Type

Name

Voltage

Product Description

LED SION LED Floodlight Features High Brightest Power LEDs, Best Die-Casting Aluminum Alloy Housing, UV Resistant Powder Coating Finish, Anti-Corrosion and Oxidation, With Over 130lm/w Efficiency, replacing 200-600 w MH or HPS Lights, 80% power saving, Dimmable available, Different Lense available, With 50,000 Hours Life Time.



Applications

Square Parks Outdoor Commercial building Or Other Exterior Areas.



Electric Characteristic


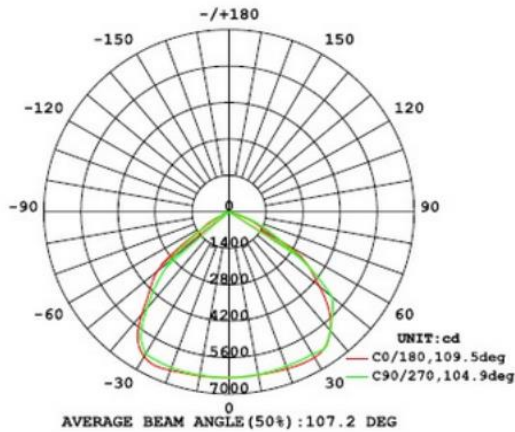
Specification/Model	LS-FLC100W	LS-FLC150W	LS-FLC200W
Lense	Tempered Glass		
Input power	100W	150W	200W
Lumens output	13000LM	19500LM	26000LM
Efficiency	130LM/W	130LM/W	130LM/W
Mounting	Yoke Bracket		
Color Temperature	4000K, 5000K		
Input voltage	100-277V		
Light distribution type	120D		
Housing	Die-casting Aluminum Alloy, Anti-Corrosion		
Finish	Black, Brown		
lamps efficiency	≥90%		
Certificate	ETL, cETL, DLC		
Equivalent	200-300W MH/HPS	300W-450W MH/HPS	450-600W MH/HPS

Ordering Information

Example: LS-FLC-100W-50K

Product	Power	Replacement	Color Temperature	Photocell	Furnish Head
LS-FLC100W	100W	200-300W MH/HPS	40K 4000K 50K 5000K	N not photocell Y yes photocell	T-Black
LS-FLC150W	150W	300-450W MH/HPS			
LS-FLC200W	200W	450-600W MH/HPS			

Photometrics

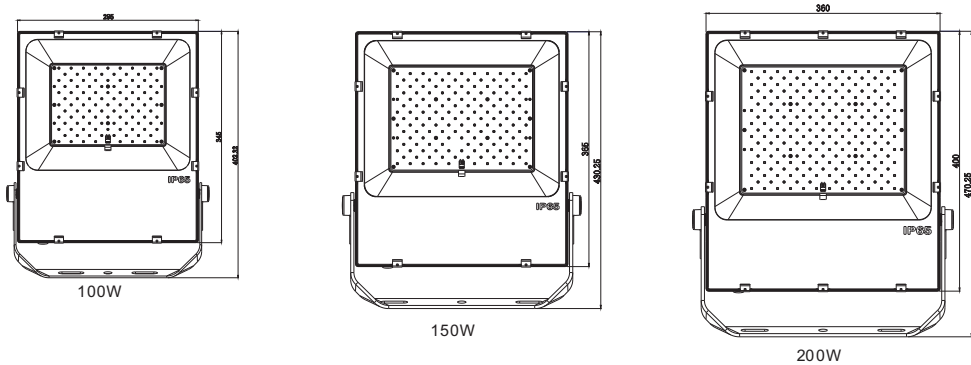


Projected LED Lumen Maintenance

Operating hours	0	25000	50000
Lumen maintenance factor	1	0.91	0.8

Data references the extrapolated performance projections for the LED Flood Light platform in a 25°C ambient, based on 10,000 hours of LED testing (tested per IESNA LM - 80-08 and projected per IESNA TM-21-11).

Dimensions



After-Sale Service

The product refers to electricians knowledge. Please don't disassemble it by yourself. If any quality problem happens, please contact the factory for warranty details.
NOTE: Actual performance may differ as a result of end-user environment and application. All values are without notice.