
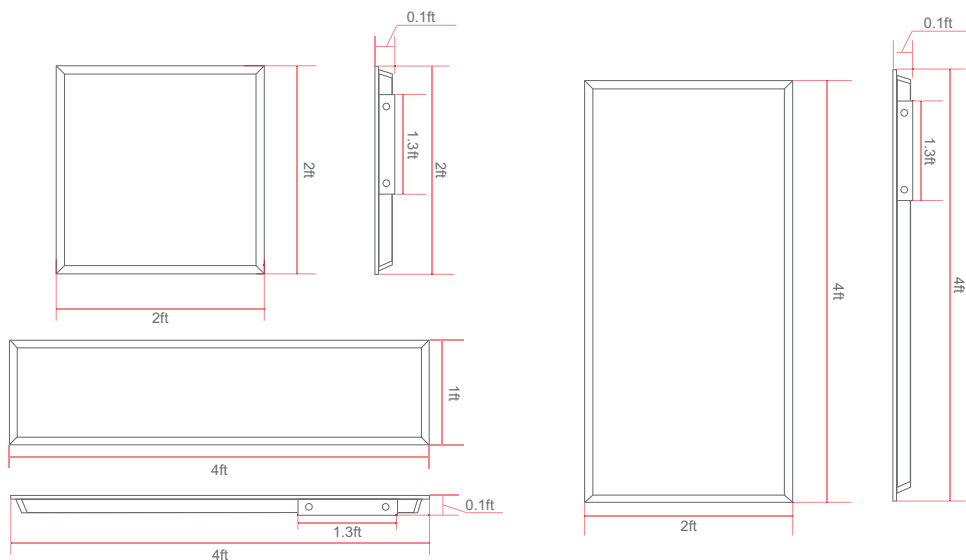



# Product Description

- Without LGP, never turn yellow
- Isolated driver, PF>0.9, THD $\leq$ 15 %
- Super bright SMD2835 LEDs, LM80 rated Ra>80
- Lumen output: 130LM/W
- IP Rating: IP40, Operating temperature:  
-20°C to 50°C
- AC120-277V or AC120-347V, 0-10V dimmable
- Non-flicker, no dark spot, protect your eyes
- 5-7 days fast delivery once confirmed
- Ideal replacement for traditional troffer with  
over 80% energy saving
- 5 years warranty



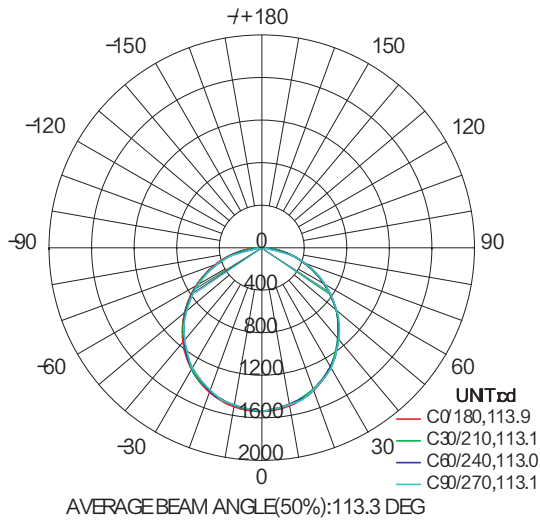
## Dimensions



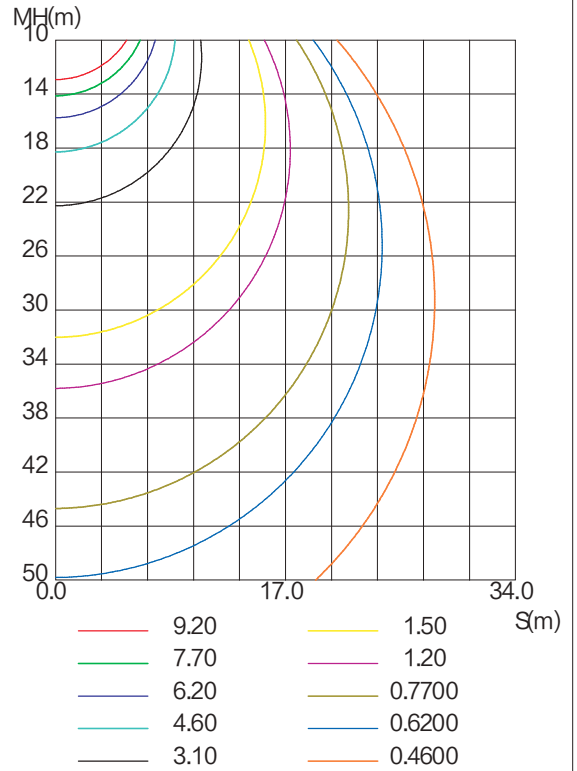
# Luminaire Photometric Test Report

## 24inchx24inch 35W

LLUMINOUS INTENSITY DISTRIBUTION DIAGRAM

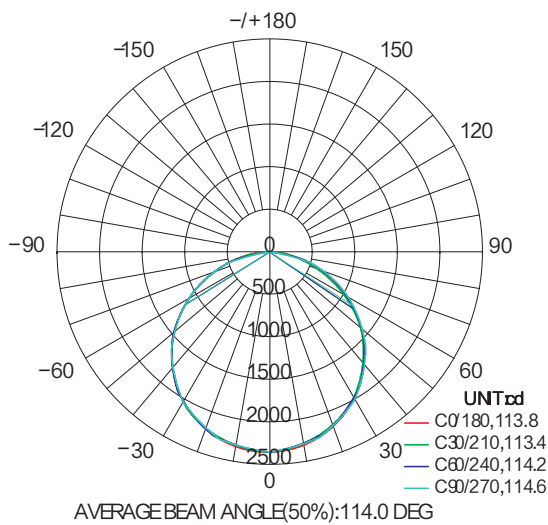


C0 PLANE ISOLUX DIAGRAM (UNIT:lx)

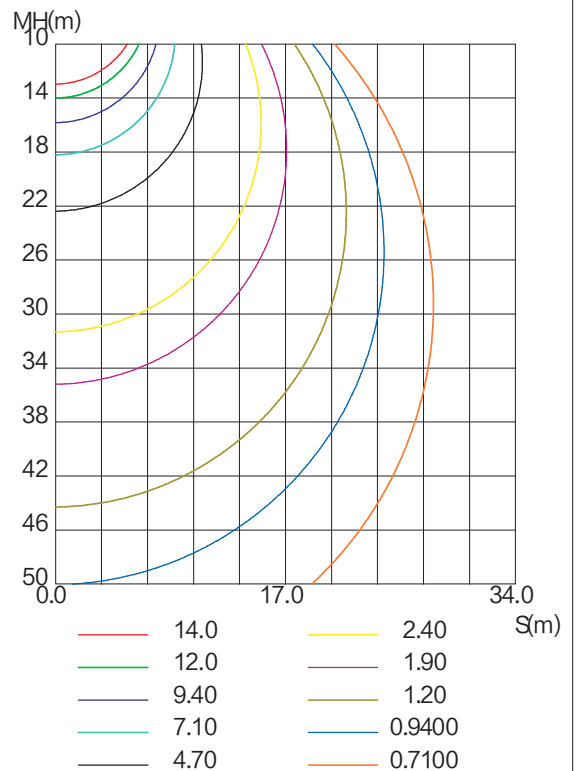


## 24inchx48inch 50W

LLUMINOUS INTENSITY DISTRIBUTION DIAGRAM




C0 PLANE ISOLUX DIAGRAM (UNIT:lx)



# Ordering information

## Parameter

### Regular Back-lit LED Panel Light Series




Model No.	Watts(W)	Dimmable	Lumens	CCT (K)	Size (inch)	N.W (lbs)
PLB-25W22-28DDDX-01	25	0-10V Dimming	130 LM/W	3000	24*24	5.07
PLB-35W22-28DDDX-01	35					
PLB-40W22-28DDDX-01	40					
PLB-25W14-28DDDX-01	25			4000	12*48	5.51
PLB-30W14-28DDDX-01	30					
PLB-35W14-28DDDX-01	35					
PLB-40W24-28DDDX-01	40			6000	24*48	9.26
PLB-50W24-28DDDX-01	50					
PLB-60W24-28DDDX-01	60					

#### PS: DDDX=

DDM	Dimming function
DDS	Dimming + Sensing function
DDE	Dimming + Emergency function
DSE	Dimming + Sensing + Emergency function
X	X=L: AC120-277V, X=H: AC120-347V


## 2.4G Wireless CCT Tunable Back-lit LED Panel Light Series



Model No.	Watts(W)	Dimmable	Lumens	CCT (K)	Size (inch)	N.W (lbs)
PLB-35W22-28RDDX-01	35	2.4G Wireless Dimming & CCT Tunable	130 LM/W	3000K	24*24	5.07
PLB-35W14-28RDDX-01	35			3500k	12*48	5.51
PLB-50W24-28RDDX-01	50			4000k	24*48	9.26
				5000k		

PS: RDDX=	
RDM	Wireless dimming function
RDS	Wireless dimming + Sensing function
RDE	Wireless dimming + Emergency function
RSE	Wireless dimming + Sensing + Emergency function
X	X=L: AC120-277V, X=H: AC120-347V

## Power & CCT Back-lit LED Panel Light Series



20W 3000K	25W 3000K
20W 4000K	25W 4000K
20W 5000K	25W 5000K
20W 6000K	25W 6000K
30W 3000K	35W 3000K
30W 4000K	35W 4000K
30W 5000K	35W 5000K
30W 6000K	35W 6000K

Model No.	Watts(W)	Dimmable	Lumens	CCT (K)	Size (inch)	N.W (lbs)
PLB-XXW22-28CDDX-01	20-25-30-35	0-10V Dimming Power & CCT Tunable	130 LM/W	3000	24*24	5.07
PLB-XXW14-28CDDX-01	20-25-30-35			4000	12*48	5.51
PLB-XXW24-28CDDX-01	35-40-45-50			5000	24*48	9.26
				6000		

PS: CDDX=	
CDM	CCT & Watt Tunable function
CDS	CCT & Watt Tunable + Sensing function
CDE	CCT & Watt Tunable + Emergency function
CSE	CCT & Watt Tunable + Sensing + Emergency function
X	X=L: AC120-277V, X=H: AC120-347V

### Packaging Information

Item (inch)	N.W (lbs)	Carton Size (inch)	QTY/ctn (pcs)	G.W/ctn (lbs)	Qty loaded by 20GP	Qty loaded by 40GP	Qty loaded by 40HQ
24*24	5.07	25.39*3.94*25.59	2	11.46	1620 pcs	3258 pcs	3816 pcs
12*48	5.51	49.4*3.94*13.78	2	12.57	1500 pcs	3216 pcs	3842 pcs
24*48	9.26	49.4*3.94*25.59	2	20.5	774 pcs	1662 pcs	1928 pcs

